

Signify Classified - Internal  
Cooper Lighting Solutions Photometric Lab  
1121 Highway 74 South  
Peachtree City, GA 30269



Scaled data based on original data using  
LM-79-08 Approved Method: Electrical and Photometric Measurements of Solid-  
State Lighting Products

Test Report Prepared for  
Cooper Lighting Solutions  
(formerly Eaton)

Brand: McGRAW-EDISON

Report Number: P1434586

Luminaire Tested: **GALN-SB6D-740-U-T3LG**

Issue Date: 03/24/202

This test was performed under the Supervised Manufacturer's Testing Program. The results of this test have not been influenced by sources from within Cooper Lighting Solutions or from external interests.

Report Generated By 670245763



**Test Information**

Test Method: LM-79-08  
 Report Number: P1434586  
 Test Lab: INNOVATION CENTER(G1)  
 Issue Date: 03/24/202  
 Manufacturer: COOPER LIGHTING SOLUTIONS (FORMERLY EATON)  
 Product Line: McGRAW-EDISON  
 Catalog Number: GALN-SB6D-740-U-T3LG  
 Description: GALLEON II AREA AND ROADWAY HIGH DENSITY LUMINAIRE 900mA 6xLight Square PACKAGE 70CRI 4000K FIXTURE w/ TYPE III LOW GLARE  
 Light Source: (156) 4000K CCT, 70 CRI LEDS  
 Ballast/Driver: ELECTRONIC DRIVER  
 Luminaire Equipment:

<u>Sample No.</u>	<u>Condition</u>	<u>Description</u>
a	good	reflector
b	good	lens
c	good	housing
d	good	cord

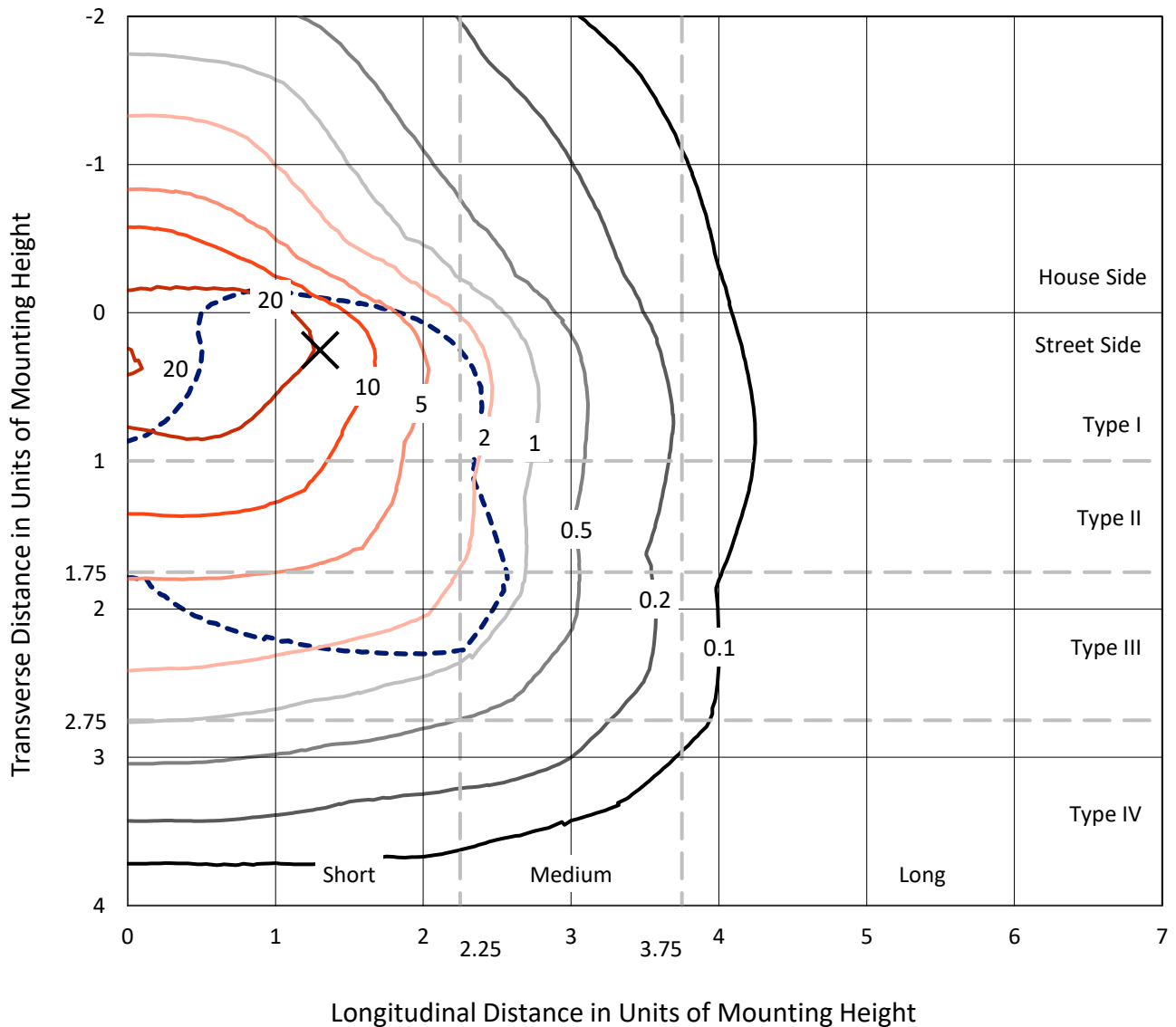
**Summary**

Lumens per Lamp: N/A  
 Luminaire Lumens: 63679.8 lumens  
 Efficiency: N/A  
 Efficacy: 144.7 lumens/watt  
 Luminous Opening: Rectangular (W 1.5' x L: 1' x H: 0')  
 IES Classification: Type III - Short  
 BUG Rating: B4 - U0 - G5  
  
 Input Watts (W): 440.1  
 Input Voltage (V): 120  
 Input Current (Ain): NR  
 Voltage Rise (V): NR  
 Power Factor: 0.97  
 Total Harmonic Distortion (THDi): NR  
 Frequency (hertz): 60  
 Stabilization Time: NR  
 Operation Time: NR  
 Ambient Temperature (°C): NR  
 Test Distance: 28.75 FT

REPORT NUMBER: P1434586  
 CATALOG NUMBER: GALN-SB6D-740-U-T3LG

### Iso-Footcandle Lines of Horizontal Illumination

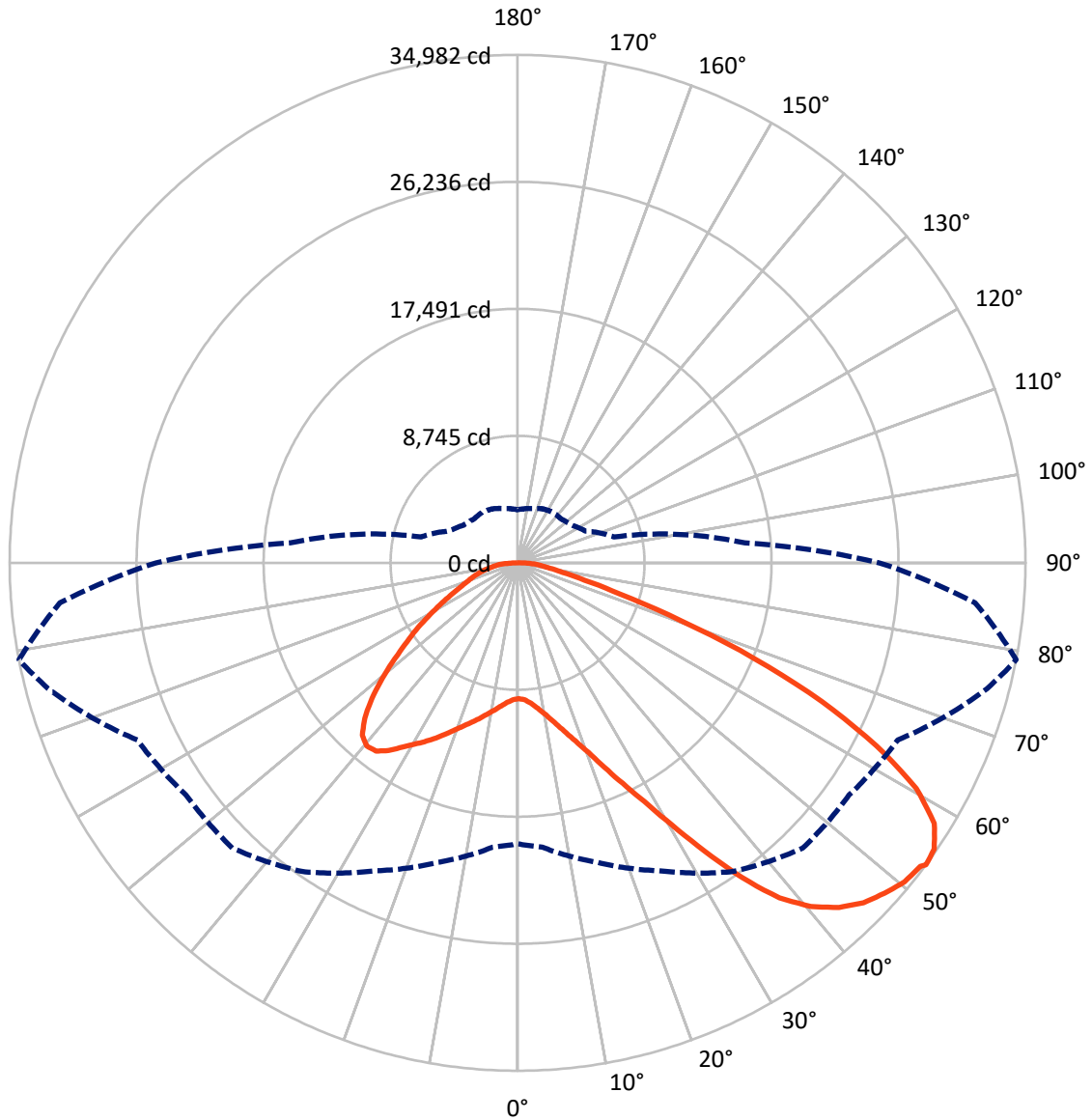
✕ Max cd  
 - - - 1/2 Max cd



Based on 20 foot mounting height. Maximum calculated value = 36.4 fc  
 Type III - Short - N/A

REPORT NUMBER: P1434586  
CATALOG NUMBER: GALN-SB6D-740-U-T3LG

### Luminous Intensity Polar Plot



— Vertical Plane Through 79-Deg Lateral      - - - Horizontal Cone Through 53-Deg Vertical

REPORT NUMBER: P1434586  
 CATALOG NUMBER: GALN-SB6D-740-U-T3LG

**FLUX DISTRIBUTION:**

		Downward	Upward	Total
<b>House Side</b>	Lumens	16053.2	0.0	16053.2
	% Fixture	25.2	0.0	25.2
<b>Street Side</b>	Lumens	47626.6	0.0	47626.6
	% Fixture	74.8	0.0	74.8
<b>Total</b>	Lumens	63679.8	0.0	63679.8
	% Fixture	100.0	0.0	100.0

**Coefficient of Utilization**

**ZONAL LUMENS:**

Zone	Lumens	% Fixture
0°-10°	890.7	1.4
10°-20°	2758.3	4.3
20°-30°	5273.7	8.3
30°-40°	9054.5	14.2
40°-50°	12682.7	19.9
50°-60°	14393.2	22.6
60°-70°	12621.9	19.8
70°-80°	4935.4	7.8
80°-90°	1069.3	1.7
90°-100°	0.0	0.0
100°-110°	0.0	0.0
110°-120°	0.0	0.0
120°-130°	0.0	0.0
130°-140°	0.0	0.0
140°-150°	0.0	0.0
150°-160°	0.0	0.0
160°-170°	0.0	0.0
170°-180°	0.0	0.0
0°-90°	63679.8	100.0
0°-180°	63679.8	100.0

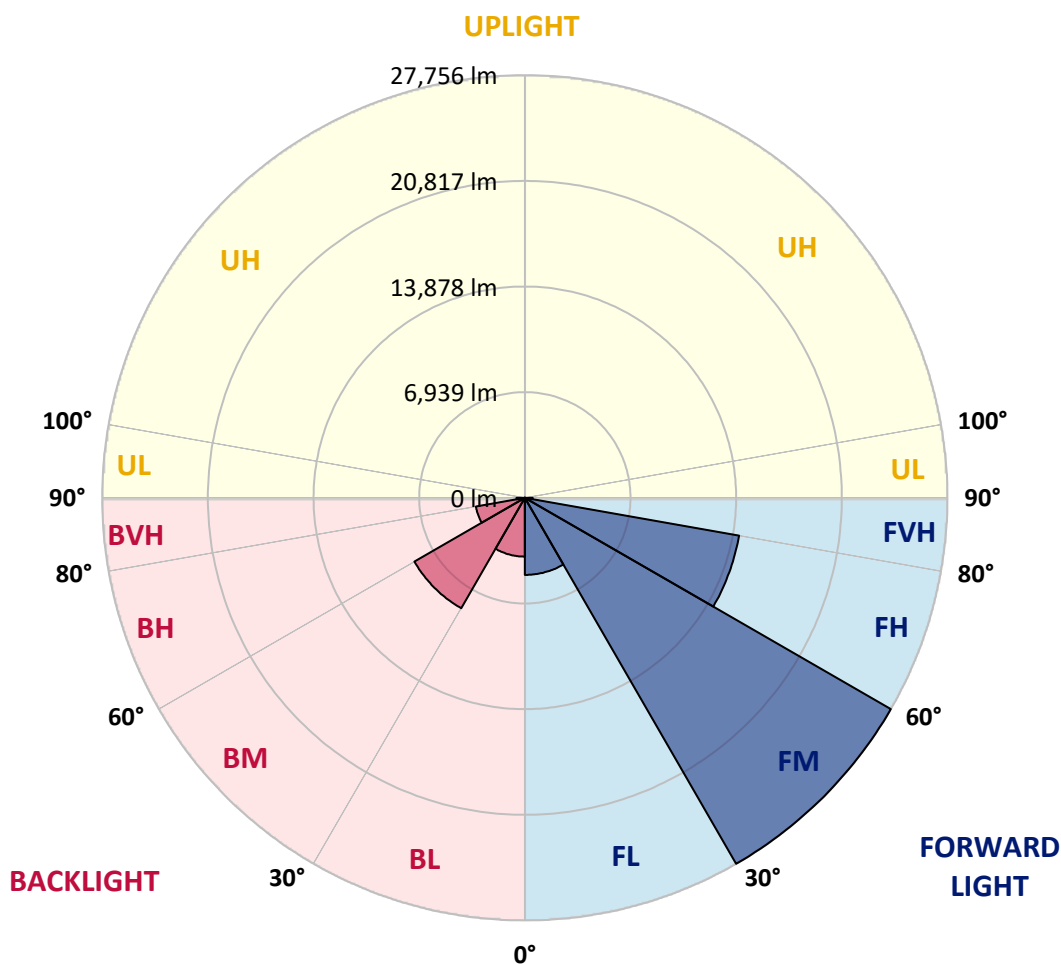


REPORT NUMBER: P1434586  
 CATALOG NUMBER: GALN-SB6D-740-U-T3LG

**LUMINAIRE CLASSIFICATION SYSTEM LUMEN TABLE AND BUG RATING:**

Zone	Lumens	% Fixture	Zone Rating/Lumen Limit		
			B	U	G
FL (0°-30°)	5061.9	7.9			
FM (30°-60°)	27755.8	43.6			
FH (60°-80°)	14290.2	22.4			G5
FVH (80°-90°)	518.7	0.8			G4/750
BL (0°-30°)	3860.9	6.1	B4/5000		
BM (30°-60°)	8374.6	13.2	B4/8500		
BH (60°-80°)	3267.1	5.1	B4/5000		G4/5000
BVH (80°-90°)	550.7	0.9			G4/750
UL (90°-100°)	0.0	0.0		U0/0	
UH (100°-180°)	0.0	0.0		U0/0	

**BUG Rating: B4-U0-G5**  
 Type III Short





REPORT NUMBER: P1434586

CATALOG NUMBER: GALN-SB6D-740-U-T3LG

**CANDELA DISTRIBUTION (FULL):**

	0°	5°	15°	25°	35°	45°	55°	65°	75°	79°	85°
0°	9348.4	9348.4	9348.4	9348.4	9348.4	9348.4	9348.4	9348.4	9348.4	9348.4	9348.4
2.5°	9362.5	9362.5	9305.8	9362.5	9334.2	9376.7	9405.1	9405.1	9461.8	9447.7	9447.7
5°	9206.5	9178.1	9163.9	9263.2	9320.0	9433.5	9561.1	9617.9	9717.2	9717.2	9731.4
7.5°	8795.1	8780.9	8851.9	9050.5	9234.9	9518.6	9788.1	9944.2	10100.2	10128.6	10128.6
10°	8539.8	8525.6	8610.7	8851.9	9149.8	9561.1	9986.7	10313.0	10568.3	10639.3	10639.3
12.5°	8539.8	8539.8	8610.7	8851.9	9163.9	9660.4	10242.1	10795.3	11192.5	11277.6	11249.2
15°	8780.9	8766.7	8851.9	9107.2	9405.1	9873.2	10582.5	11320.2	11859.2	12015.3	12029.4
17.5°	9036.3	9022.1	9149.8	9476.0	9830.7	10298.8	11022.3	11930.1	12696.2	12894.8	12937.3
20°	9433.5	9419.3	9575.3	9887.4	10327.2	10866.2	11618.1	12653.6	13717.5	13930.3	13987.1
22.5°	9887.4	9901.6	10071.8	10454.8	10894.6	11603.9	12525.9	13675.0	14951.7	15278.0	15334.7
25°	10837.9	10795.3	10937.2	11206.7	11674.8	12525.9	13660.8	14909.1	16427.0	16824.2	16895.1
27.5°	12100.4	12029.4	12185.5	12455.0	12795.5	13589.9	14895.0	16285.2	18115.1	18611.6	18625.8
30°	13235.2	13192.7	13405.5	13958.7	14313.3	14923.3	16313.5	17902.3	20200.4	20923.9	20952.2
32.5°	14214.0	14199.9	14597.1	15306.3	16114.9	16767.5	18115.1	19945.1	22838.9	23675.9	23491.5
35°	15150.3	15192.9	15689.4	16427.0	17505.1	18810.2	20172.0	22257.3	25619.3	26626.5	26328.6
37.5°	16100.7	16129.1	16781.6	17732.1	18866.9	20569.2	22399.2	24768.2	28030.9	29279.2	28626.7
40°	16980.2	17065.4	17944.9	18966.2	20441.6	22172.2	24214.9	26513.0	29889.2	31123.4	30414.1
42.5°	17859.8	17987.4	18937.9	20342.3	21916.9	23718.4	25477.5	27576.9	31080.8	32456.8	31364.5
45°	18767.6	18852.8	20030.2	21491.3	23278.7	24938.4	26200.9	28257.9	31903.6	33393.1	31903.6
47.5°	19377.6	19547.9	20838.8	22526.8	24314.2	25874.7	26782.5	28541.6	32428.4	34003.1	32102.2
50°	19618.8	19859.9	21250.1	23122.6	25165.4	26754.2	27236.5	28697.6	33010.1	34542.1	32059.6
52.5°	19576.2	19803.2	21321.1	23392.2	25846.3	27562.8	27676.2	28867.8	33421.4	34726.5	31690.8
53°	19349.3	19661.3	21363.6	23406.4	25945.6	27775.5	27874.8	28882.0	33478.2	34981.9	31634.0
55°	18569.0	18739.3	20923.9	23392.2	26413.7	28569.9	28428.1	29307.6	33634.2	34811.6	31009.9
57.5°	17859.8	18030.0	19930.9	23122.6	26796.7	29690.6	29321.8	29236.7	32783.1	33847.0	29435.3
60°	17405.8	17462.6	19065.5	22271.5	26640.7	30470.8	29903.4	28399.7	30683.6	31563.1	26669.1
62.5°	17022.8	17008.6	18427.2	21051.5	26044.9	30584.3	30016.9	26328.6	27605.3	27747.2	22980.8
65°	16157.5	16058.2	17434.2	19675.5	24810.7	30073.6	28626.7	23193.6	23519.8	23051.7	18455.6
67.5°	14441.0	14228.2	15448.2	17576.0	22299.9	28626.7	25974.0	19547.9	18540.7	17604.4	13902.0
70°	10341.4	10341.4	11320.2	13448.0	17902.3	24739.8	22299.9	14795.7	12767.1	11930.1	9291.6
72.5°	5064.3	5192.0	6213.3	7944.0	12001.1	17959.1	17079.5	9589.5	7745.4	7334.0	5958.0
75°	2156.2	2170.4	2652.7	3518.0	6085.7	10625.1	10696.0	5532.4	4965.0	4766.4	3943.6
77.5°	1503.7	1532.1	1744.8	2071.1	2893.9	4879.9	5560.8	3347.8	3333.6	3191.8	2808.8
80°	1149.0	1177.4	1319.3	1546.2	1943.4	2496.7	2879.7	2269.7	2383.2	2241.3	2028.6
82.5°	865.3	893.7	993.0	1163.2	1390.2	1673.9	1617.2	1673.9	1759.0	1673.9	1461.1
85°	581.6	595.8	666.7	808.6	893.7	1007.2	1007.2	1220.0	1276.7	1248.3	1149.0
87.5°	297.9	297.9	354.6	425.6	453.9	468.1	411.4	539.1	610.0	666.7	539.1
90°	0.0	0.0	0.0	0.0	0.0	0.0	0.0	0.0	0.0	0.0	0.0



REPORT NUMBER: P1434586  
 CATALOG NUMBER: GALN-SB6D-740-U-T3LG

**CANDELA DISTRIBUTION (continued):**

	90°	95°	105°	115°	125°	135°	145°	155°	165°	175°	180°
0°	9348.4	9348.4	9348.4	9348.4	9348.4	9348.4	9348.4	9348.4	9348.4	9348.4	9348.4
2.5°	9447.7	9461.8	9419.3	9405.1	9390.9	9320.0	9320.0	9249.1	9234.9	9249.1	9206.5
5°	9759.7	9731.4	9617.9	9532.8	9433.5	9234.9	9121.4	8965.3	8922.8	8880.2	8837.7
7.5°	10142.8	10100.2	9901.6	9674.6	9405.1	9022.1	8809.3	8554.0	8468.8	8397.9	8369.5
10°	10625.1	10540.0	10227.9	9745.6	9249.1	8780.9	8483.0	8170.9	8029.1	8000.7	7929.8
12.5°	11249.2	11093.2	10511.6	9759.7	9107.2	8497.2	8170.9	7929.8	7873.0	7858.9	7787.9
15°	11944.3	11717.4	10781.1	9773.9	8922.8	8256.1	8057.5	7929.8	7929.8	7915.6	7873.0
17.5°	12795.5	12426.6	11036.5	9717.2	8695.8	8185.1	8085.8	7972.3	7944.0	7958.2	7901.4
20°	13816.8	13206.9	11306.0	9646.3	8596.5	8199.3	8085.8	7929.8	7858.9	7844.7	7802.1
22.5°	14994.3	14100.6	11603.9	9532.8	8596.5	8185.1	8000.7	7787.9	7646.1	7589.3	7532.6
25°	16341.9	15136.1	11916.0	9490.2	8624.9	8128.4	7830.5	7490.0	7263.1	7177.9	7135.4
27.5°	17973.2	16228.4	12142.9	9532.8	8610.7	8000.7	7532.6	7092.8	6837.5	6695.6	6667.3
30°	19774.8	17405.8	12299.0	9603.7	8525.6	7759.6	7177.9	6681.5	6326.8	6156.6	6114.0
32.5°	21902.7	18725.1	12455.0	9603.7	8312.8	7419.1	6766.6	6227.5	5858.7	5660.1	5631.7
35°	24257.5	20342.3	12596.9	9589.5	8057.5	7050.3	6355.2	5801.9	5418.9	5220.3	5206.1
37.5°	26257.7	21562.2	12667.8	9447.7	7702.8	6624.7	5972.2	5418.9	5021.7	4808.9	4794.8
40°	27491.8	22072.9	12525.9	9163.9	7277.2	6185.0	5546.6	5035.9	4638.7	4383.4	4326.6
42.5°	27960.0	21831.7	12072.0	8695.8	6766.6	5745.2	5192.0	4652.9	4128.0	3915.2	3872.7
45°	27803.9	20895.5	11107.4	8029.1	6199.1	5348.0	4879.9	4269.9	3929.4	3745.0	3730.8
47.5°	27279.0	19448.6	9901.6	7192.1	5603.3	4993.4	4468.5	4170.6	3858.5	3659.9	3645.7
50°	26357.0	17902.3	8454.7	6241.7	5064.3	4624.5	4369.2	4128.0	3872.7	3716.6	3688.3
52.5°	25179.6	16157.5	7121.2	5319.6	4596.2	4298.3	4269.9	4099.7	3901.1	3730.8	3659.9
53°	24910.0	15703.5	6865.9	5163.6	4525.2	4255.7	4241.5	4099.7	3872.7	3716.6	3659.9
55°	23619.1	14299.2	6057.3	4610.3	4170.6	4113.8	4241.5	4085.5	3801.8	3674.1	3631.5
57.5°	21548.0	12455.0	5277.1	4099.7	3801.8	3943.6	4199.0	4028.7	3716.6	3489.7	3418.7
60°	19051.4	10341.4	4681.3	3759.2	3532.2	3730.8	4028.7	3830.1	3404.6	3291.1	3276.9
62.5°	16072.4	8369.5	4227.3	3475.5	3305.3	3503.9	3773.4	3432.9	3120.8	3035.7	3007.4
65°	12554.3	6653.1	3872.7	3262.7	3078.3	3234.3	3418.7	3206.0	3007.4	2936.4	2922.2
67.5°	9334.2	5220.3	3589.0	3078.3	2851.3	2950.6	3163.4	3106.7	2936.4	2893.9	2879.7
70°	6440.3	4241.5	3333.6	2908.1	2567.6	2681.1	3007.4	3049.9	2879.7	2851.3	2837.1
72.5°	4511.0	3589.0	3064.1	2723.6	2340.6	2454.1	2936.4	2936.4	2752.0	2794.6	2766.2
75°	3390.4	3021.5	2752.0	2496.7	2056.9	2227.2	2837.1	2808.8	2624.3	2808.8	2737.8
77.5°	2553.4	2439.9	2383.2	2213.0	1801.6	1971.8	2638.5	2581.8	2340.6	2354.8	2227.2
80°	1858.3	1886.7	2042.7	1886.7	1503.7	1631.4	2227.2	2198.8	1900.9	1957.6	1801.6
82.5°	1333.5	1404.4	1744.8	1517.9	1092.3	1163.2	1532.1	1659.7	1489.5	1404.4	1432.8
85°	1007.2	1049.7	1404.4	1120.7	680.9	766.0	1049.7	1191.6	1163.2	1078.1	1092.3
87.5°	425.6	482.3	652.5	524.9	397.2	397.2	652.5	837.0	751.8	638.4	666.7
90°	0.0	0.0	0.0	0.0	0.0	0.0	0.0	0.0	0.0	0.0	0.0

Cooper Lighting Solutions Photometric Lab  
1121 Highway 74 South  
Peachtree City, GA 30269



LM-79-2019: Approved Method: Electrical and Photometric Measurements of Solid-State Lighting Products

Report Prepared for

Cooper Lighting Solutions

McGraw-Edison

Report Number: SP1-2407-184-1

Test Date: 10/09/2024

Luminaire Tested: GSS-SB1A-740-U-5WQ

Data in this report applies to families of products including GSS-SB1A-740-U-5WQ

**Test Information**

Test Method: LM-79-2019  
 Report Number: SP1-2407-184-1  
 Test Lab: COOPER LIGHTING SOLUTIONS  
 Photometer: SP1 - 76IN SPHERE  
 Measurement Geometry: 4π  
 Issue Date: 10/15/2024  
 Manufacturer: COOPER LIGHTING SOLUTIONS  
 Product Line: McGraw-Edison  
 Catalog Number: **GSS-SB1A-740-U-5WQ**  
 Description: GALLEON II SITE SLIM 1SQ 350MA 5WQ HIGH DENSITY LIGHTSQUARE WITH 70 CRI 4000K CCT 26 LEDS

**Spectral Parameters**

CCT (K): 3949  
 CIE u': 0.2248  
 CIE v': 0.5053  
 Duv: 0.0022  
 CIE x: 0.3844  
 CIE y: 0.3840  
 CIE z: 0.2316  
 Peak Wavelength (nm): 440  
 Dominant Wavelength (nm): 578  
 Purity: 30.60026  
 Rf: 71.8  
 Rg: 96.5

CRI (Ra):	70.7		
R1:	68.0	R9:	-36.7
R2:	76.0	R10:	45.1
R3:	84.3	R11:	70.7
R4:	72.0	R12:	47.1
R5:	68.6	R13:	68.5
R6:	68.3	R14:	91.1
R7:	77.9	R15:	58.7
R8:	50.3		



**Test Conditions**

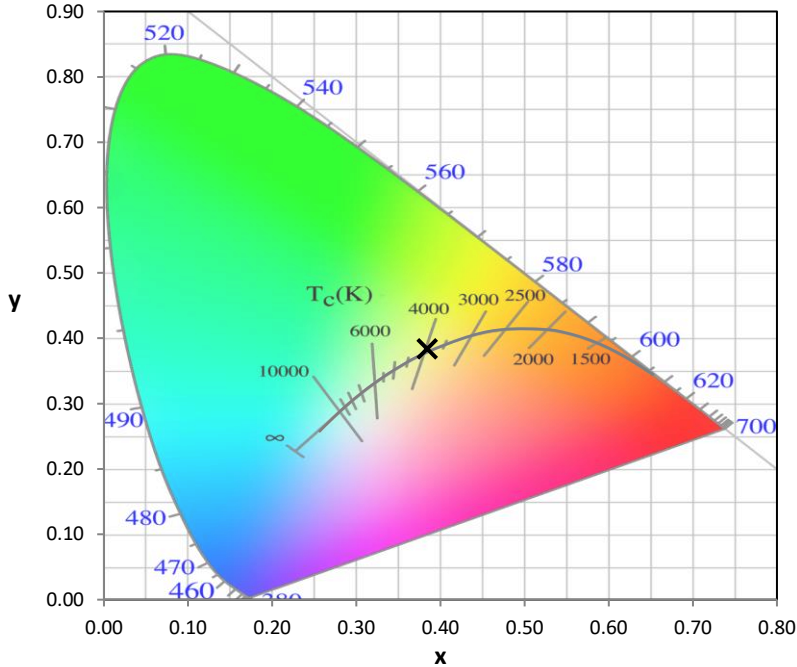
Stabilization Time: 34M  
 Operation Time: 1H 34M  
 Sphere Temperature (°C): 25.2

REPORT NUMBER: SP1-2407-184-1

Measurement and Test Equipment			
Instrument	Identification Number	Calibration Date	Calibration Due Date
Photometer	IN0058	6/18/2024	12/18/2024
Power Meter	INXT2011004	2/8/2024	2/8/2025
AC Power Source	IN0063	10/24/2023	10/24/2024
DC Power Source	IN0208	10/24/2023	10/24/2024
Sphere Thermometer	IN0085	10/24/2023	10/24/2024
Room Thermometer	IN0046	10/24/2023	10/24/2024

REPORT NUMBER: SP1-2407-184-1

CIE 1931 Chromaticity Diagram



CIE 1931 Chromaticity Diagram with 2017 ANSI 7-Step and 4-Step Quadrangles



Point lies inside the ANSI 4000K 4-step quadrangle

REPORT NUMBER: SP1-2407-184-1

**Photopic Flux vs. Wavelength**



Photopic Luminous Efficacy Function

**Photopic Lumens: NR**

λ (nm)	Power W <sup>^</sup> /nm	Lumens (φ/nm)	λ (nm)	Power W <sup>^</sup> /nm	Lumens (φ/nm)	λ (nm)	Power W <sup>^</sup> /nm	Lumens (φ/nm)	λ (nm)	Power W <sup>^</sup> /nm	Lumens (φ/nm)	λ (nm)	Power W <sup>^</sup> /nm	Lumens (φ/nm)
360	0	NR	490	139	NR	620	607	NR	750	15	NR	880	0	NR
365	0	NR	495	198	NR	625	554	NR	755	13	NR	885	0	NR
370	0	NR	500	267	NR	630	504	NR	760	11	NR	890	0	NR
375	0	NR	505	343	NR	635	452	NR	765	10	NR	895	0	NR
380	0	NR	510	410	NR	640	403	NR	770	8	NR	900	0	NR
385	2	NR	515	470	NR	645	357	NR	775	7	NR	905	0	NR
390	4	NR	520	516	NR	650	314	NR	780	6	NR	910	0	NR
395	7	NR	525	550	NR	655	275	NR	785	5	NR	915	0	NR
400	10	NR	530	578	NR	660	240	NR	790	5	NR	920	0	NR
405	17	NR	535	601	NR	665	208	NR	795	4	NR	925	0	NR
410	35	NR	540	620	NR	670	179	NR	800	4	NR	930	0	NR
415	70	NR	545	641	NR	675	155	NR	805	3	NR	935	0	NR
420	147	NR	550	664	NR	680	133	NR	810	3	NR	940	0	NR
425	285	NR	555	689	NR	685	114	NR	815	2	NR	945	0	NR
430	487	NR	560	715	NR	690	98	NR	820	2	NR	950	0	NR
435	787	NR	565	743	NR	695	84	NR	825	2	NR	955	0	NR
440	1000	NR	570	771	NR	700	72	NR	830	2	NR	960	0	NR
445	783	NR	575	794	NR	705	61	NR	835	1	NR	965	0	NR
450	417	NR	580	811	NR	710	52	NR	840	1	NR	970	0	NR
455	261	NR	585	817	NR	715	45	NR	845	1	NR	975	0	NR
460	167	NR	590	815	NR	720	39	NR	850	1	NR	980	0	NR
465	104	NR	595	801	NR	725	33	NR	855	1	NR	985	0	NR
470	79	NR	600	777	NR	730	28	NR	860	1	NR	990	0	NR
475	73	NR	605	744	NR	735	24	NR	865	1	NR	995	0	NR
480	76	NR	610	704	NR	740	21	NR	870	1	NR	1000	0	NR
485	98	NR	615	657	NR	745	18	NR	875	1	NR			

REPORT NUMBER: SP1-2407-184-1

**Scotopic Flux vs. Wavelength**



**Scotopic Lumens: NR**

**S/P: 1.47**

λ (nm)	Power W <sup>^</sup> /nm	Lumens (φ/nm)	λ (nm)	Power W <sup>^</sup> /nm	Lumens (φ/nm)	λ (nm)	Power W <sup>^</sup> /nm	Lumens (φ/nm)	λ (nm)	Power W <sup>^</sup> /nm	Lumens (φ/nm)	λ (nm)	Power W <sup>^</sup> /nm	Lumens (φ/nm)
360	0	NR	490	139	NR	620	607	NR	750	15	NR	880	0	NR
365	0	NR	495	198	NR	625	554	NR	755	13	NR	885	0	NR
370	0	NR	500	267	NR	630	504	NR	760	11	NR	890	0	NR
375	0	NR	505	343	NR	635	452	NR	765	10	NR	895	0	NR
380	0	NR	510	410	NR	640	403	NR	770	8	NR	900	0	NR
385	2	NR	515	470	NR	645	357	NR	775	7	NR	905	0	NR
390	4	NR	520	516	NR	650	314	NR	780	6	NR	910	0	NR
395	7	NR	525	550	NR	655	275	NR	785	5	NR	915	0	NR
400	10	NR	530	578	NR	660	240	NR	790	5	NR	920	0	NR
405	17	NR	535	601	NR	665	208	NR	795	4	NR	925	0	NR
410	35	NR	540	620	NR	670	179	NR	800	4	NR	930	0	NR
415	70	NR	545	641	NR	675	155	NR	805	3	NR	935	0	NR
420	147	NR	550	664	NR	680	133	NR	810	3	NR	940	0	NR
425	285	NR	555	689	NR	685	114	NR	815	2	NR	945	0	NR
430	487	NR	560	715	NR	690	98	NR	820	2	NR	950	0	NR
435	787	NR	565	743	NR	695	84	NR	825	2	NR	955	0	NR
440	1000	NR	570	771	NR	700	72	NR	830	2	NR	960	0	NR
445	783	NR	575	794	NR	705	61	NR	835	1	NR	965	0	NR
450	417	NR	580	811	NR	710	52	NR	840	1	NR	970	0	NR
455	261	NR	585	817	NR	715	45	NR	845	1	NR	975	0	NR
460	167	NR	590	815	NR	720	39	NR	850	1	NR	980	0	NR
465	104	NR	595	801	NR	725	33	NR	855	1	NR	985	0	NR
470	79	NR	600	777	NR	730	28	NR	860	1	NR	990	0	NR
475	73	NR	605	744	NR	735	24	NR	865	1	NR	995	0	NR
480	76	NR	610	704	NR	740	21	NR	870	1	NR	1000	0	NR
485	98	NR	615	657	NR	745	18	NR	875	1	NR			

REPORT NUMBER: SP1-2407-184-1

**Melanopic Flux vs. Wavelength**



**Melanopic Lumens: NR**

**M/P: 2.78**

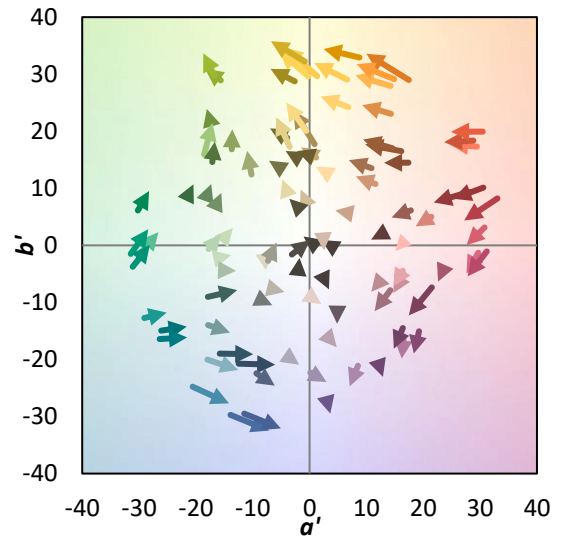
λ (nm)	Power W <sup>^</sup> /nm	Lumens (φ/nm)	λ (nm)	Power W <sup>^</sup> /nm	Lumens (φ/nm)	λ (nm)	Power W <sup>^</sup> /nm	Lumens (φ/nm)	λ (nm)	Power W <sup>^</sup> /nm	Lumens (φ/nm)	λ (nm)	Power W <sup>^</sup> /nm	Lumens (φ/nm)
360	0	NR	490	139	NR	620	607	NR	750	15	NR	880	0	NR
365	0	NR	495	198	NR	625	554	NR	755	13	NR	885	0	NR
370	0	NR	500	267	NR	630	504	NR	760	11	NR	890	0	NR
375	0	NR	505	343	NR	635	452	NR	765	10	NR	895	0	NR
380	0	NR	510	410	NR	640	403	NR	770	8	NR	900	0	NR
385	2	NR	515	470	NR	645	357	NR	775	7	NR	905	0	NR
390	4	NR	520	516	NR	650	314	NR	780	6	NR	910	0	NR
395	7	NR	525	550	NR	655	275	NR	785	5	NR	915	0	NR
400	10	NR	530	578	NR	660	240	NR	790	5	NR	920	0	NR
405	17	NR	535	601	NR	665	208	NR	795	4	NR	925	0	NR
410	35	NR	540	620	NR	670	179	NR	800	4	NR	930	0	NR
415	70	NR	545	641	NR	675	155	NR	805	3	NR	935	0	NR
420	147	NR	550	664	NR	680	133	NR	810	3	NR	940	0	NR
425	285	NR	555	689	NR	685	114	NR	815	2	NR	945	0	NR
430	487	NR	560	715	NR	690	98	NR	820	2	NR	950	0	NR
435	787	NR	565	743	NR	695	84	NR	825	2	NR	955	0	NR
440	1000	NR	570	771	NR	700	72	NR	830	2	NR	960	0	NR
445	783	NR	575	794	NR	705	61	NR	835	1	NR	965	0	NR
450	417	NR	580	811	NR	710	52	NR	840	1	NR	970	0	NR
455	261	NR	585	817	NR	715	45	NR	845	1	NR	975	0	NR
460	167	NR	590	815	NR	720	39	NR	850	1	NR	980	0	NR
465	104	NR	595	801	NR	725	33	NR	855	1	NR	985	0	NR
470	79	NR	600	777	NR	730	28	NR	860	1	NR	990	0	NR
475	73	NR	605	744	NR	735	24	NR	865	1	NR	995	0	NR
480	76	NR	610	704	NR	740	21	NR	870	1	NR	1000	0	NR
485	98	NR	615	657	NR	745	18	NR	875	1	NR			

**Summary**

$R_f = 71.8$   
 $R_g = 96.5$   
 $CIE R_a = 70.7$   
 $R_9 = -36.7$



**Color Vector Graphics**



**Individual Sample Fidelity Index ( $R_{f,i}$ )**

CES01 = 85	CES26 = 56	CES51 = 86	CES76 = 48
CES02 = 61	CES27 = 79	CES52 = 88	CES77 = 71
CES03 = 30	CES28 = 80	CES53 = 73	CES78 = 52
CES04 = 70	CES29 = 49	CES54 = 79	CES79 = 79
CES05 = 47	CES30 = 53	CES55 = 77	CES80 = 77
CES06 = 50	CES31 = 55	CES56 = 67	CES81 = 75
CES07 = 40	CES32 = 53	CES57 = 64	CES82 = 90
CES08 = 39	CES33 = 59	CES58 = 67	CES83 = 84
CES09 = 29	CES34 = 67	CES59 = 87	CES84 = 89
CES10 = 74	CES35 = 82	CES60 = 91	CES85 = 86
CES11 = 57	CES36 = 86	CES61 = 87	CES86 = 71
CES12 = 63	CES37 = 76	CES62 = 76	CES87 = 78
CES13 = 42	CES38 = 62	CES63 = 73	CES88 = 76
CES14 = 74	CES39 = 91	CES64 = 71	CES89 = 72
CES15 = 71	CES40 = 84	CES65 = 64	CES90 = 72
CES16 = 46	CES41 = 81	CES66 = 67	CES91 = 97
CES17 = 49	CES42 = 76	CES67 = 65	CES92 = 66
CES18 = 56	CES43 = 71	CES68 = 72	CES93 = 81
CES19 = 72	CES44 = 98	CES69 = 82	CES94 = 55
CES20 = 65	CES45 = 80	CES70 = 61	CES95 = 73
CES21 = 86	CES46 = 76	CES71 = 59	CES96 = 78
CES22 = 78	CES47 = 71	CES72 = 86	CES97 = 83
CES23 = 92	CES48 = 61	CES73 = 52	CES98 = 72
CES24 = 91	CES49 = 76	CES74 = 93	CES99 = 60
CES25 = 72	CES50 = 84	CES75 = 56	



Color Rendition by Hue-Angle Bin



Measure Comparisons



(END OF REPORT)